


# Star Wars PreSchool Pack {Part 1}



Thanks so much for stopping by my site and downloading this file. I hope that you and your child have MUCH fun together using this free resource! You can find all of my files and links for this unit on this webpage:

<http://homeschoolcreations.com/StarWarspreschoolpack.html>

This pack contains early learning printables to use with your preschooler to have fun with Star Wars! I would highly recommend printing the activities from this set onto cardstock so that they are sturdier for younger hands.

If you would like to share, please share a link to my blog or to the page that hosts these files. Please do not link directly to just the PDF files (the link you are at now). Please feel free to print this pdf file for your own personal use. They were created for private and non-profit use. Please do not sell or host these files anywhere else.


Created by Jolanthe @ <http://homeschoolcreations.com>

July 2011

Graphics from [JD Digi Designs](#)


*purchased from [MyGrafico.com](#)*

Use the top section for your child to practice writing his/her name and add to the front of a lapbook or file folder if storing your child's work. Depending on the book that you use for your adventure, have your child summarize the book and record what they tell you. Add the mini 'book report' to the front of your folder.



what happened in the story?


My favorite part of the book was...



Luke Skywalker




Princess Leia




Darth Vader



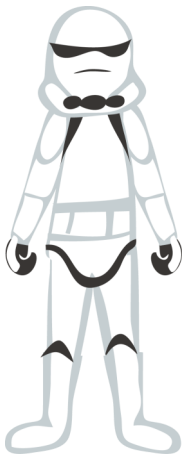
Han Solo



R2D2




light sabers




Storm Trooper



Yoda




Starfighter



Luke Skywalker




Princess Leia




Darth Vader




Han Solo



R2D2




light sabers



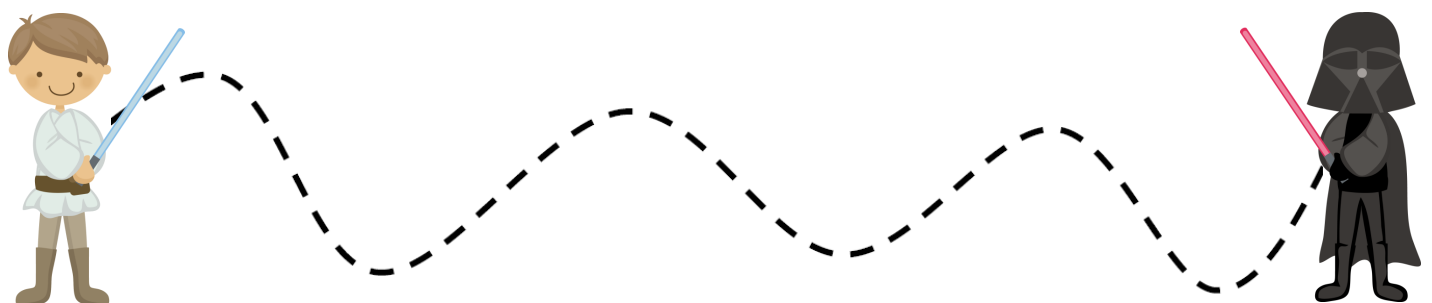
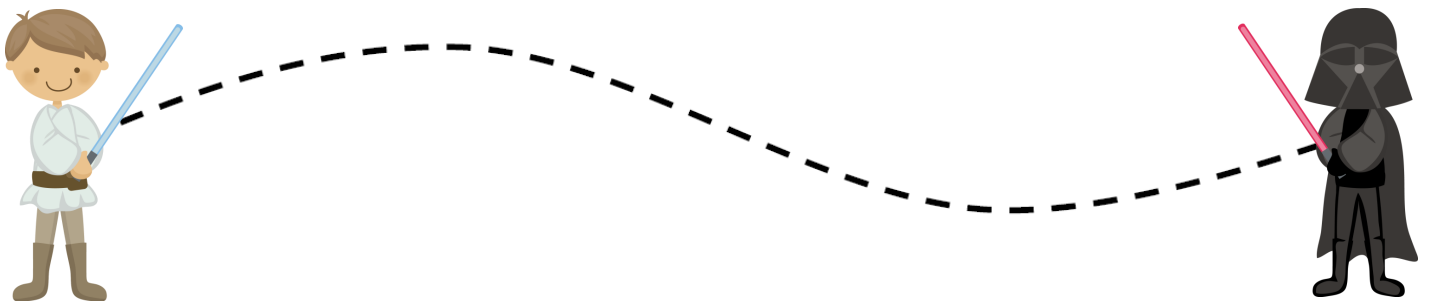

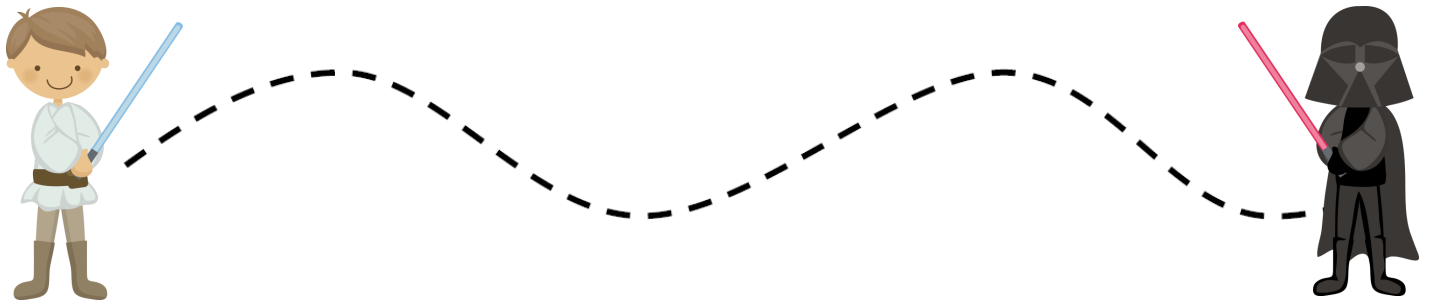
Storm Trooper




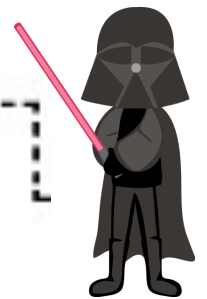

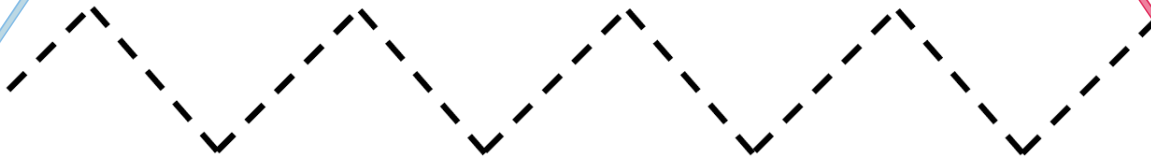




Yoda



Starfighter






read  Leia
build <div style="border: 1px solid black; padding: 2px; display: inline-block;">           L E I A         </div>
write <div style="border-bottom: 1px solid black; padding-bottom: 5px;">           Leia         </div>

# Read, Build, and Write

Use the Read, Build, Write mat on the following page to use with the cards below. Place one of the cards in the top box and read the word together. Use letter tiles or magnets to build the word in the second box. Finally, practice writing the word in the bottom box.



Luke



Darth Vader



Leia



R2D2



Hans Solo



light saber



Yoda



starfighter

read

build

write

---

---

---




What letters are missing?

A

B

D

F




H

I

K


L



M

O

Q




S


T

V

X



Z




What letters are missing?

a

c

e

f




g

j

k


l



n

o

r




s


u

v



x




y

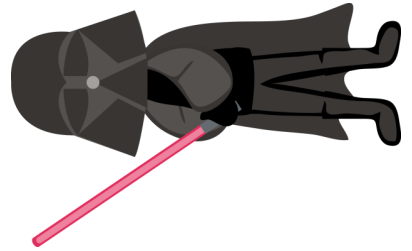

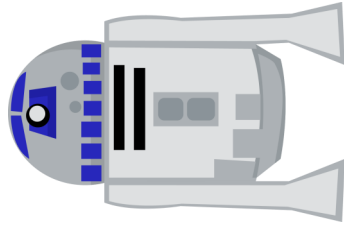
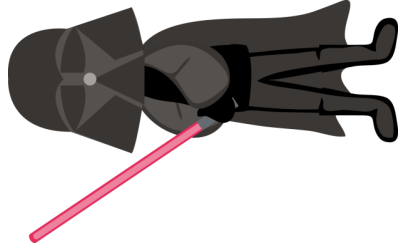

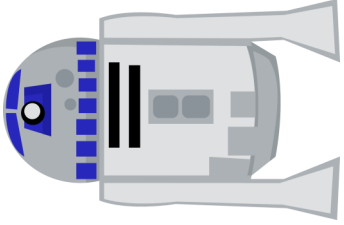
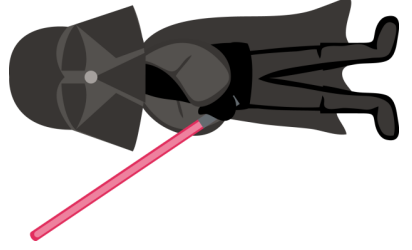

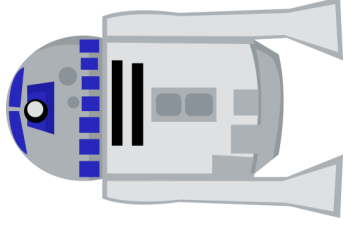
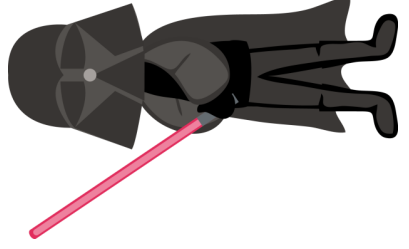

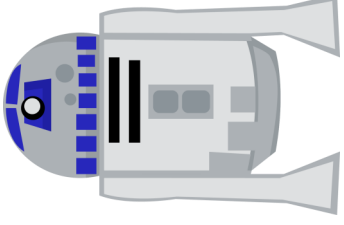
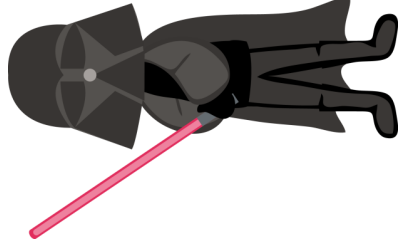

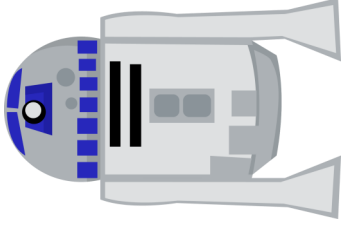



How many Starfighters?





1	2	3	4
5	6	7	8
9	10	11	12





Cut out and tape together the two strips to make one long patterning board. Use the images on the previous to work on different patterns with your child!

# Find the Words

Can you find these words in the story that you read?

L u k e

a

n e w

d i d

h e r

n a m e

n o t

w a s

t h e y

h e

s h e

a n d

h a d

h e l p

h i s

# Rescuing Princess Leia



Luke Skywalker did not know he had a sister.



Her name was Princess Leia. She needed



help. Luke made a new friend. His name was



Han Solo. They fought Darth Vader. Luke and



Han Solo rescued Princess Leia.