



St. Patrick's Day Math Games

Print the following pages on cardstock and laminate them to make them sturdy. Then let your child sort the numbers by even and odd while spread out on the floor, or pick a handful of the numbers and have him record them on the last page in the even or odd basket using a vis-à-vis marker. Have fun learning and sorting together!

Thanks so much for stopping by my site and downloading this file. I hope that you and your child have MUCH fun together using this free resource!

If you would like to share, please share a link to my blog or to the page that hosts these files. **Please do not link directly to just the PDF files** (the link you are at now). Please feel free to print this pdf file for your own personal use. They were created for private and non-profit use. Please do not sell or host these files anywhere else.

Created by Jolanthe @ www.homeschoolcreations.net

March 2013

Clip art used from JD Digi Designs via [My Grafico](http://MyGrafico.com)






Even



1



2



Odd



3



4





5



6




7



8



9




10



11



12




13



14



15



16



17



18




19



20



21




22



23



24




25



26



27



28



29



30

Is the number even or odd? Write the number down in the correct column.



Greater Than or Less Than?

Pick two different numbers and write each one in a different cloud. Use the middle box to show which number is greater than ($>$) or less than ($<$).



Tracking with Tally Marks

Cut out the dice template on the following page, fold on the dotted lines and tape/glue together to make dice. Have your child roll the dice and record how many you roll by making tally marks on the this page.

Want to make it a little more fun? Every time you rolls the rainbow, give yourself an extra THREE tally marks!! Which one will you roll the most of?

